

A Digester for the 125 Cow Dairy: Fact or Fiction?

M. Charles Gould

Extension Educator-Bioproductions and Bioenergy

Agriculture and Agribusiness Institute

Michigan State University

Midwest Manure Summit

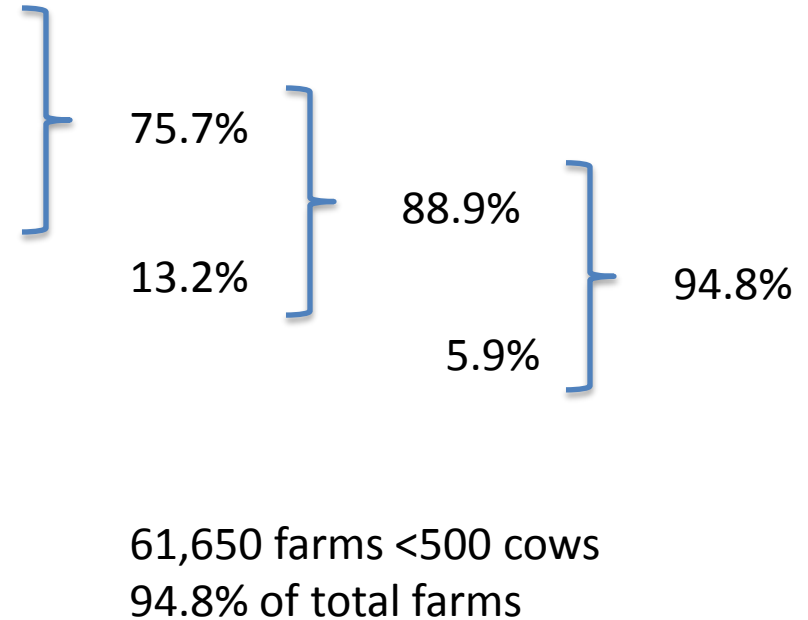
Green Bay, WI

February 15-16, 2010

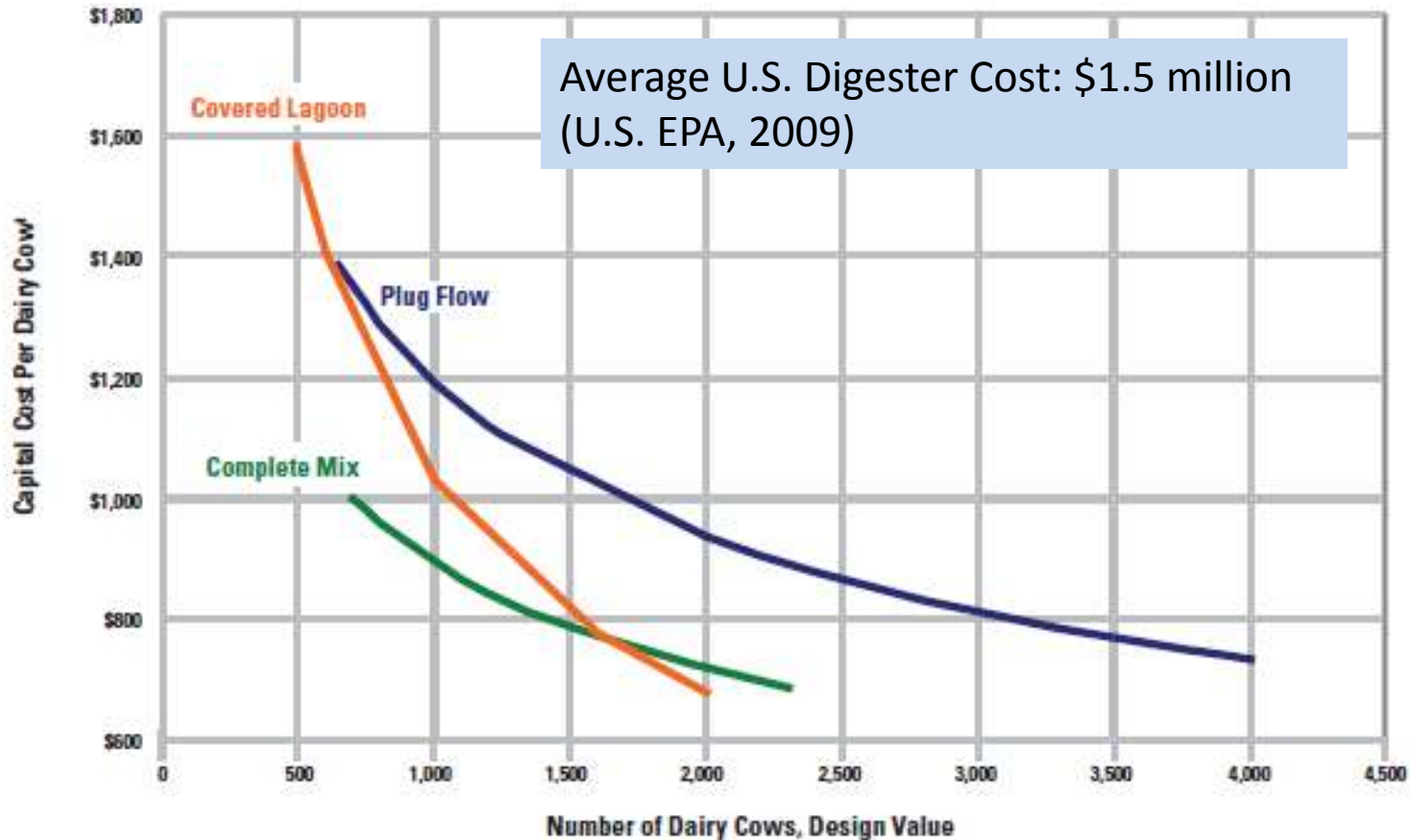


Dairy Farms in the United States (2009)

Herd Size (hd of cattle)	Number of Farms	Percent of Total Farms
1-29	20,400	31.4
30-49	11,500	17.7
50-99	17,300	26.6
100-199	8,600	13.2
200-499	3,850	5.9
500-999	1,700	2.6
1,000-1,999	910	1.4
2,000+	740	1.1
Total	65,000	99.9



Low-cost, small-scale AD...not traditionally an option



¹ Costs are stated in September 2009 dollars.

The Situation

- Average dairy herd size in Michigan – 135 cows.
- Farmers with small dairies want the advantages of an anaerobic digester.
- Must be affordable and manageable.



Case Study - Jer-Lindy Farm (MN)

- Approximately 160 cows providing manure to digester²
- Induced blanket reactor (IBR) digester¹
 - 33,000 gallon capacity
 - Operates at temperatures between 104-106° F
 - Manure input each day is about 7,000 gallons
 - Five day retention time
- Assumes 40 kw generator produces 430 kWh of electricity daily:²
 - 95 kWh is used to operate pumps, digester and separation equipment.
 - 335 kWh per day to replace electricity purchases or to sell back to the grid.
- Paying around 8.5 cents/kWh for electricity²
- Solids are removed using a FAN separator¹

1. Greer, Diane. 2010. *Anaerobic Digestion For Smaller Dairies*. <http://www.jgpress.com/archives/free/002102.html>

2. Lazarus, William F. 2008. *Economic Analysis of the Jer-Lindy Farms Anaerobic Digester*. www.mnproject.org.

Investment Required for the Digester System

Digester tank, gen-set and set up:	\$267,000
Fan Separator:	\$36,000
Building costs and concrete:	\$33,000
Utility hook up:	\$12,000
Flare and boiler:	\$13,000
Total for above items:	\$361,000

Plus the following site-specific items that will vary to a great extent from operation to operation:

Tank insulation:	\$32,000
Labor:	\$15,000
Additional plumbing and electrical work:	\$20,000
Pump and agitator:	\$22,000
Excavation:	\$10,000
Total for above site-specific items:	\$99,000
Total Digester Investment:	\$460,000

Economic Analysis of the Jer-Lindy Farm Digester

Sources of Value	<u>\$/year</u>	<u>\$/cow</u>
Electricity generated (335 kwh/day x 365 x \$0.085/kwh)	10,393	
Bedding (\$75/cow)	12,000	
Reduced manure agitation and hauling	2,400	
MN Renewable Energy Production Incentive	1,834	
Carbon credits	556	
Total annual benefits	\$27,184	
Project investment	\$460,000	\$2,875
Engine overhaul - every 4 years	1,250	
Other O&M (2% of investment?) and labor (0.3 hrs./day?)	11,390	
Depreciation & interest, 20 year life, 6%	29,453	
Total annual costs	\$42,093	
Grant funds - covered 72% of the project	<u>\$329,900</u>	<u>\$2,062</u>
Project investment net of grants	\$130,100	\$813
Annualized value of grants amortized over 20 year life	16,495	
Total annual costs net of grants	\$25,598	
Net return/year over operating and ownership costs	\$1,586	
Years to payback	11 years	

Potential Solutions

- Systems approach
- Change policy
- Increase digester efficiencies
- Redefine priorities



Systems Approach

- The *NativeEnergy* Concept
 - Cost-efficient digester volume
 - Multi-site cluster development
 - Design, permitting, financing, procurement, construction, commissioning and operation
 - Design-Build-Own-Operate-Transfer Transaction Structure
 - For more information, contact *NativeEnergy*, Inc.
www.nativeenergy.com



Policy Change: Increase CO₂ Prices

- A recent study tried to identify carbon prices that would make digesters profitable on dairy farms across the U.S. of different sizes concluded that:
 - The breakeven CO₂ prices required for digester profitability vary quite widely with farm size and state
 - A higher carbon price would give larger farms more of a milk production cost advantage than they have currently

Table 8. Minimum Breakeven CO₂ Price Required for Farms to Install Digesters, by State and Herd Size, \$/Metric Tonne

	100 to 199 Cows	200 to 499	500 to 999	1,000 to 2,499	2,500 or more
California	\$44.89	\$22.14	\$13.14	\$10.01	\$5.51
Idaho	43.15	20.08	11.13	8.60	4.33
Michigan	47.35	24.72	13.14	7.12	3.70
Minnesota	55.36	28.19	15.27	11.64	5.67
New Mexico	45.47	17.30	11.18	6.59	3.36
New York	52.84	25.83	10.85	3.53	0.00
Pennsylvania	54.72	27.91	15.16	8.99	3.42
Texas	44.38	23.05	12.40	4.61	0.64
Washington	39.67	19.77	11.39	8.64	4.39
Wisconsin	53.94	26.94	14.85	10.26	5.15

Table 9. Change in Cost of Producing Milk Due to Two CO₂ Prices, for Farms Currently Using Lagoons for Manure Handling, by State and Herd Size, \$ Per 100 kilograms^a

State	100 to 199	200 to 499	500 to 999	1,000 to 2,499	2,500 or more
--- CO ₂ priced at \$20 per mt ---					
California	<u><i>\$0.00</i></u>	<u><i>\$0.00</i></u>	-\$0.37	-\$0.61	-\$0.92
Idaho	<u><i>0.00</i></u>	<u><i>0.00</i></u>	-0.55	-0.80	-1.14
Michigan	<u><i>0.00</i></u>	<u><i>0.00</i></u>	-0.38	-0.83	-1.05
Minnesota	<u><i>0.00</i></u>	<u><i>0.00</i></u>	-0.27	-0.51	-0.97
New Mexico	<u><i>0.00</i></u>	-0.16	-0.52	-0.91	-1.13
New York	<u><i>0.00</i></u>	<u><i>0.00</i></u>	-0.60	-1.08	-1.42
Pennsylvania	<u><i>0.00</i></u>	<u><i>0.00</i></u>	-0.28	-0.74	-1.12
Texas	<u><i>0.00</i></u>	<u><i>0.00</i></u>	-0.55	-1.11	-1.39
Washington	<u><i>0.00</i></u>	-0.01	-0.52	-0.80	-1.11
Wisconsin	<u><i>0.00</i></u>	<u><i>0.00</i></u>	-0.29	-0.65	-0.99
--- CO ₂ priced at \$40 per mt ---					
California	<u><i>\$0.00</i></u>	-\$0.97	-\$1.45	-\$1.88	-\$2.19
Idaho	<u><i>0.00</i></u>	-1.24	-1.85	-2.25	-2.59
Michigan	<u><i>0.00</i></u>	-0.84	-1.62	-2.11	-2.33
Minnesota	<u><i>0.00</i></u>	-0.68	-1.43	-1.86	-2.32
New Mexico	<u><i>0.00</i></u>	-1.32	-1.87	-2.27	-2.49
New York	<u><i>0.00</i></u>	-0.79	-1.90	-2.38	-2.73
Pennsylvania	<u><i>0.00</i></u>	-0.70	-1.52	-2.10	-2.47
Texas	<u><i>0.00</i></u>	-1.04	-1.98	-2.54	-2.83
Washington	-0.02	-1.23	-1.80	-2.22	-2.53
Wisconsin	<u><i>0.00</i></u>	-0.74	-1.43	-1.98	-2.32

^aStates and herd sizes NOT installing digesters are underlined and in italics. These cost reductions compare to a U.S. average cost of \$50 per 100 kilograms (\$22.73 per 100 pounds) in 2009.

Increase Digester Efficiencies

- Digester design
 - Reduce HRT
 - Modular components
- Cheaper digester vessels
 - Use materials other than concrete and steel
 - Example: geo-membrane covered, insulated and heated in-ground digester
- Improve digester performance
 - Manipulate methanogenesis?
 - Methanogens that are more efficient at producing methane?



Redefine Reasons for Installing a Digester

- Odor control, nutrient management, reduced emissions, and producing enough electricity to power the farm
- A digester allows a dairy to become a bio-refinery, producing marketable products and utilizing heat energy



Additional Solutions

- Recognize market
 - Small-scale farms and waste generators constitute a large market
- Scale up, not down
 - Engineering based on viable small-scale designs
- Focus on biogas as end-product
 - Heating, cooking, refrigeration
- Explore digestion options
 - Co-digestion of food waste



Additional Points to Consider...

- Published digester economic assessments tend to show that the most successful digesters are those that have:
 - Generated added value from separated manure fiber.
 - Charged tipping fees for accepting off-farm food processing wastes.
 - Had a nearby high-value use for the biogas or electricity.
- Electricity sales alone are not usually enough to cover costs.
- Even an unprofitable digester may be regarded as successful if it provides nonmonetary benefits such as odor control.



Small Scale Digester Companies

- Avatar Energy (CA)
- Andigen (UT)
- USEMCO (WI)
- Pro-Act Biotech (RI)
- Environmental Fabrics, Inc. (SC)



Note: Mention of company names should not be construed to be an endorsement by MSU Extension.

MSU Anaerobic Digestion Research and Education Center

- The purpose of the Center is to assist Michigan State University researchers in developing technology for smaller farms to turn animal waste into usable heat, electricity, and other valuable products.
- The Center will consolidate new and existing programs in a planned 3,280-square-foot building south of campus, at MSU's expanding farm animal and environmental research complex.
- Received state and foundation grants exceeding \$3 million to get the Center started.
- Dr. Dana Kirk is the Center's manager.



Anaerobic Digestion Research
and Education Center

Michigan State University



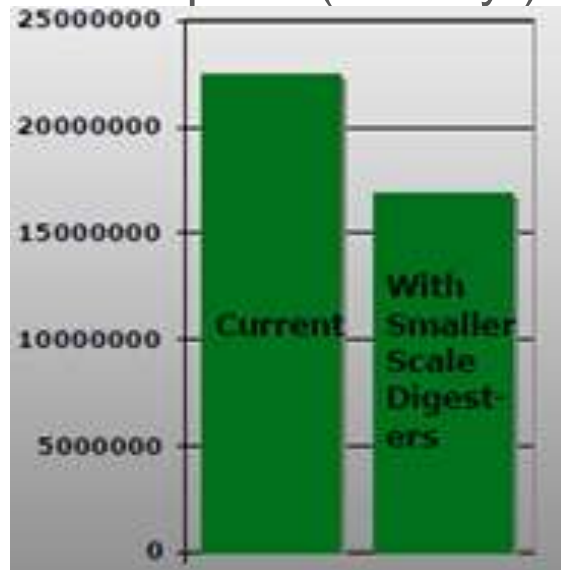
Michigan On-Farm Digester Operator Certification Program

- The General Property Tax Act (P.A. 206 of 1893), as amended in 2006, gives property tax exemptions to farm owners of “methane digesters and methane electric generating equipment” who have on their payroll, anaerobic digester operators that are certified as “qualified” by the Michigan Department of Agriculture (MDA).
- To be qualified means that the operator possesses the skills necessary to start, maintain the operation of, and troubleshoot problems with an anaerobic digester.
- Those who desire certification must:
 - Attend a two-day educational program sponsored by MSU Extension.
 - Submit to an on-site digester operator performance evaluation conducted by MDA.
- Successful digester operator performance as determined by MDA must be verified each year in order to receive property tax exemption.



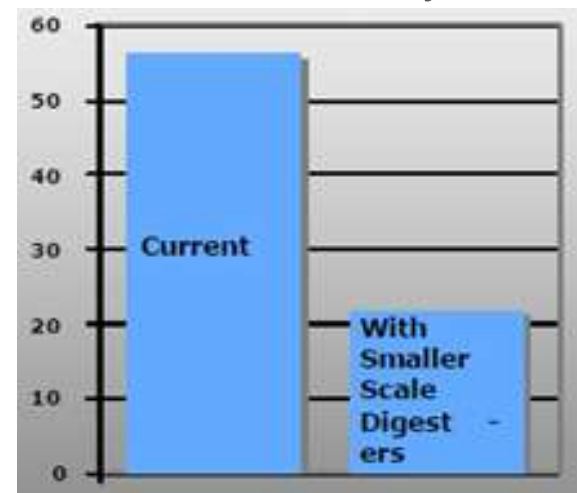
The Bioenergy Industry with Smaller-scale Digesters

US annual natural gas consumption (MMcf/yr)



US natural gas consumption reduced by 25% (equivalent to 1 billion barrels of oil annually)

MMt CH₄ emissions from livestock manure/yr



US methane emissions reduced by 5% per year (reduction of 34.5 million tons of CO₂ equivalent)

Conclusions

- Small dairies want the advantages of a digester
- Small dairies represent an untapped market for digester vendors
- Small dairies will still rely on grant funding to make digesters pay into the foreseeable future
- It's going to take a combination of solutions to make digesters affordable for small dairies



M. Charles Gould

**Extension Educator-Agricultural Bioenergy & Bioproducts and On-farm Energy Efficiency
Agriculture and Agribusiness Institute
Michigan State University**

12220 Fillmore St, Suite 122

West Olive, MI 49460

Toll Free: 1-888-678-3464, Ext.O-T-T-A-W

Phone: (616) 994-4580

Fax: (616) 994-4579

MSU Bioeconomy Institute

242 Howard Street

Holland, MI 49424

616/395-8945

Thank you!

Michigan Manure Resources Network

<http://web2.msue.msu.edu/manure>

MSU Extension - Ottawa County

http://www.msue.msu.edu/portal/default.cfm?pageset_id=28508

